



## Show My Homework

### Getting re-started when you can't remember your password

A lot of students come to me asking me to reset their password. This is something that you can do yourself and only takes a couple of minutes. If you speak nicely to your Mentor, they might be able to help you during a registration session. Alternatively you could do this at break or lunchtime in the Library or Computer room, or even at home.

Providing you know your school email address, you can reset your SMHW password yourself.

If you don't know your password, all you need to do is load up your email account and it tells you at the top of the page.

When I go through this with students, I get them to load up their email account on a separate bar to the SMHW login page (as shown below). Then they are able to see the email address and flick between the pages.



Once you've got this loaded up, click on the SMHW site and scroll down to 'Forgot Password'. Click this and it will take you to a link that will request your email address.



The no.1 homework software for schools

Please log in

Mill Chase Academy

A.beere@millchase.hants.sch.uk

.....

☐ Remember me

[Forgot password?](#)

Log in

I've been given a PIN or Parent Code to get into my account

Or sign in below



Sign in with Google



Sign in with Office 365



Sign in with RM Unify

? Need help logging in?


▶ I'm a student

▶ I'm a parent

▶ I'm a staff member



Fill in your email address and click reset password. SMHW will then send you an email to reset your password.




The no.1 homework software for schools

Forgot your password?

[Reset password](#)

Reset instructions will be sent to you shortly.



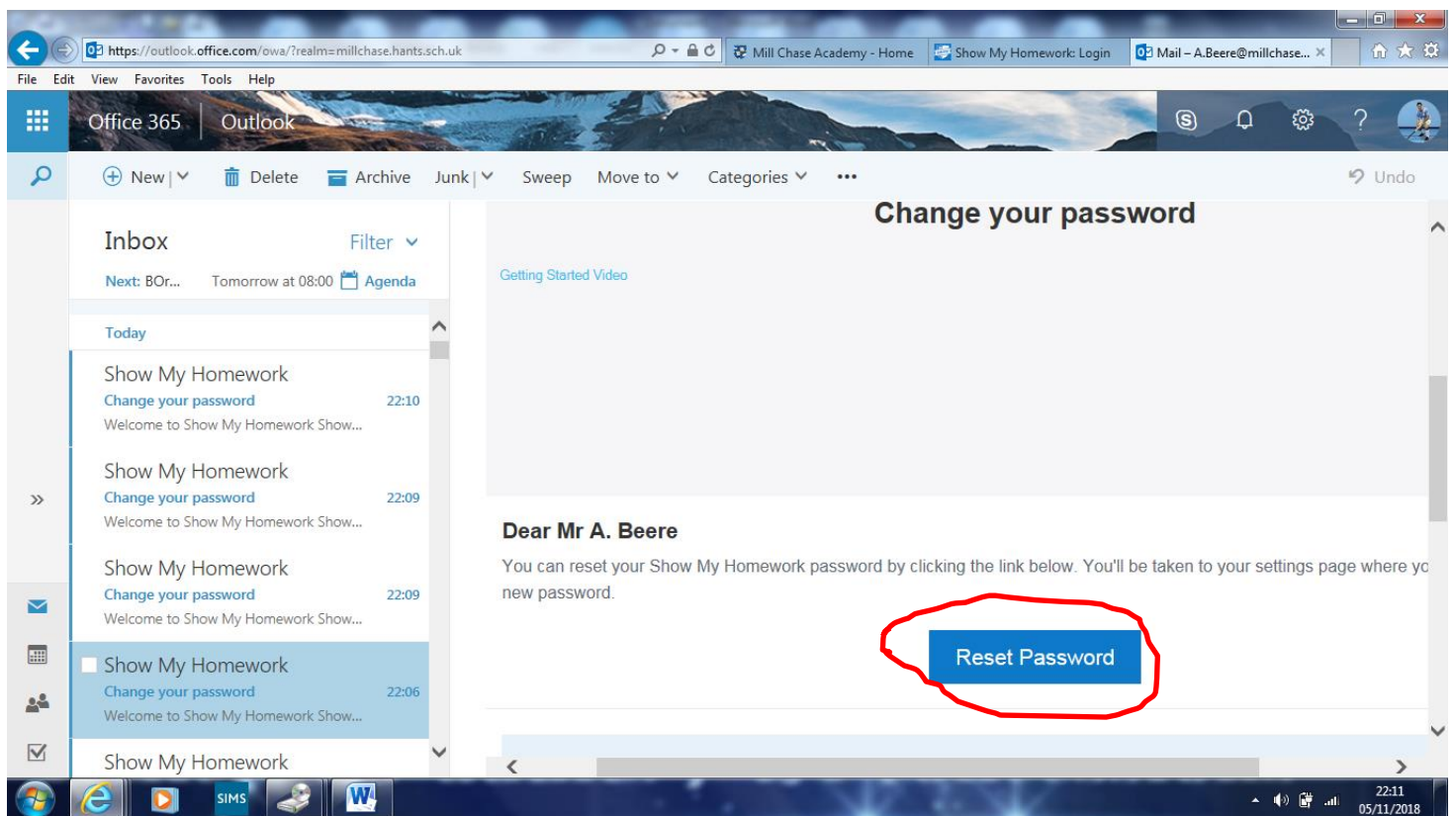
The no.1 homework software for schools

Forgot your password?

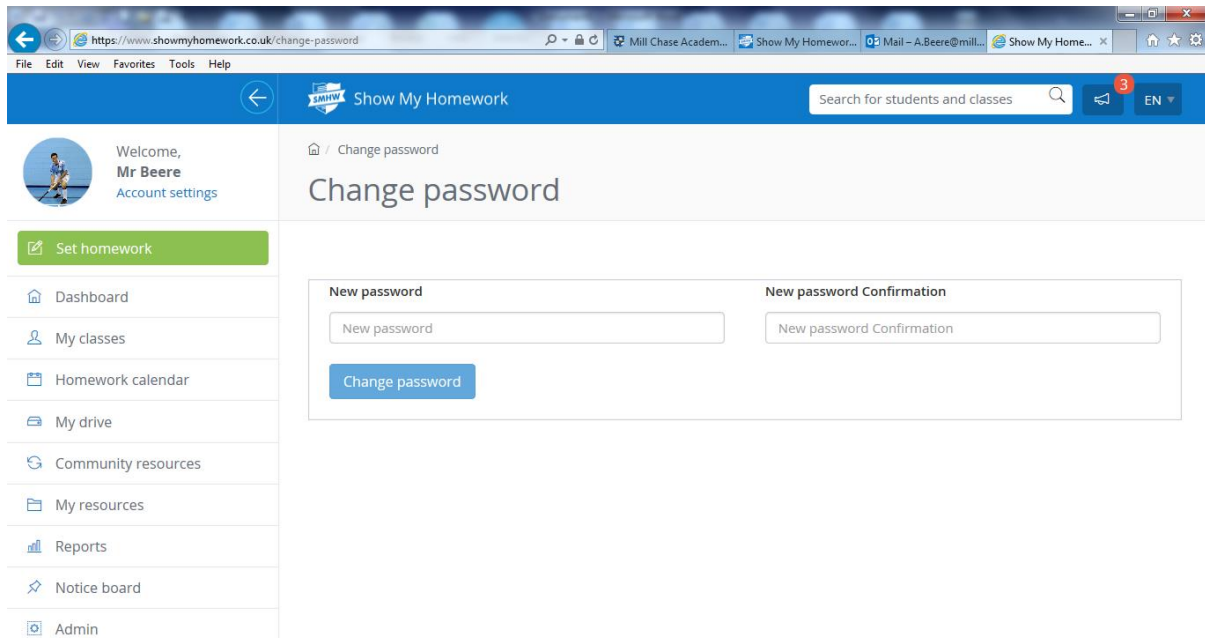
[A reset email has been sent](#)

Reset instructions will be sent to you shortly.

Then go back to your email and click reset password.



You will then be asked to reset your password. Your password must be at least 8 characters long and needs to contain at least one capital letter and one number.



The screenshot shows a web browser window with the URL <https://www.showmyhomework.co.uk/change-password>. The page header includes the Show My Homework logo and a search bar. The left sidebar contains a user profile for 'Mr Beere' and a list of navigation links: Set homework, Dashboard, My classes, Homework calendar, My drive, Community resources, My resources, Reports, Notice board, and Admin. The main content area is titled 'Change password' and contains two input fields: 'New password' and 'New password Confirmation'. A blue 'Change password' button is located below the 'New password' field.

Once you've entered this twice, you will be back into your SMHW.

Please make a note of your password and keep it somewhere safe!

Once you've done this, I would highly recommend that you download the SMHW App onto your phone. Once you've logged into it once, that is it. You don't have to do it each time you use it which makes it really easy to use and it will allow you to keep yourself organised and keep up to date with all of your homework.

If you have any questions, please don't hesitate to ask.

Mr Beere